

**SHAREHOLDING PATTERN  
MINDA CORPORATION LIMITED**

For the 3rd quarter ended 31st December, 2018

1	Name of Listed Entity	Minda Corporation Limited	
	Scrip Code/Name of Scrip/Class of Security	538962(BSE) AND MINDACORP(NSE)/MINDA CORPORATION LIMITED	
2	Class of Security	Equity Share	
	Share Holding Pattern Filed under	Reg.31 (1)(b)	
3	a. if under 31(1)(b) then indicate the report for quarter ending	31-Dec-18	
	extinguishment	NA	
5	Declaration : The Listed entity is required to submit the following declaration to the extent of submission of information:		
	Particulars	YES	NO
	a. Whether the Listed Entity has issued any partly paid up shares	-	No
	b. Whether the Listed Entity has issued any Convertible Securities or Warrants?	-	No
	c. Whether the Listed Entity has any shares against which depository receipts are issued?	-	No
	d. Whether the Listed Entity has any shares in locked-in?	-	No
4	e. Whether any shares held by promoters are pledge or otherwise encumbered?	-	No
5	The tabular format for disclosure of holding of specified securities is as follows:  Table I, II, III & IV		

*Approved*



Table I - Summary Statement holding of specified securities


Category	Category of shareholder	No. of shareholders	No. of fully paid up equity shares held	No. of Partly paid-up equity shares held	No. of shares underlying Depository Receipts	Total nos. shares held (IV)+(V)+(VI)	Shareholding as a % of total no. of shares (calculated as per SCRR, 1957) As a % of (A+B+C2)	Number of Voting Rights held in each class of securities			No. of securities (including Outstanding Warrants) convertible into Shares (X)	Shareholding, as a % assuming full conversion of convertible securities (as a percentage of diluted share capital) As a % of (X)+(VII)+(X)	Number of Locked in shares		Number of Shares pledged or otherwise encumbered		Number of equity shares held in dematerialized form
								Class: X Equity	Class: Y	Total			(a) As a % of total Shares held (b)	(c) As a % of total Shares held (b)	(d) As a % of total Shares held (b)		
(A)	Promoter & Promoter Group	7	146,552,242			146,552,242	64.67	NA	NA	146,552,242	64.67					146,552,242	
(B)	Public	34,197	75,172,003			75,172,003	33.08	NA	NA	75,172,003	33.08			1,257,960	0.55	74,996,679	
(C)	Non Promoter-Non Public							NA	NA								
(C1)	Shares underlying DRs							NA	NA								
(C2)	Shares held by Employee Trusts	1	5,098,040			5,098,040	2.24	NA	NA	5,098,040	2.24					5,098,040	
	Total	34195	227,222,285			227,222,285	100.00	227,222,285	NA	227,222,285	100.00			2,520,417	0.55	227,046,961	



Attn: Anand Choudhary

Table II - Statement showing shareholding pattern of the Promoter and Promoter Group

Sl. No.	Category & Name of the Shareholders	PAN	No. of shareholder	No. of fully paid up equity shares held	Partly paid up equity shares held	Nos. of shares underlying Depository Receipts	Total nos. shares held	Shareholding % calculated as per SCRR, 1957 As a % of (A+B+C2)	Number of Voting Rights held in each class of securities			Total as a % of Total Voting Rights	No. of Shares Underlying Outstanding convertible securities (including Warrants)	Shareholding, as a % assuming full conversion of convertible securities (as a percentage of diluted share capital) as a % of A+B+C2	Number of Locked in shares		Number of Shares pledged or otherwise encumbered		Number of equity shares held in dematerialized form	
									Class X	Class Y	Total				(a)	(b)	(a)	(b)		
(i)	(ii)	(iii)	(iv)	(v)	(vi)	(vii)=(v)+(vi)+(vii)	(viii)	(ix)	(x)	(xi)=(viii)+(x)	(xii)	(xiii)	(xiv)							
1	Indian																			
(a)	Individual/Hindu Undivided Family		2	114,861,280	-	-	114,861,280	50.55	114,861,280	NA	114,861,280	50.55	-	50.55	-	-	-	-	114,861,280	
	MR. ASHOK MINDA	AGEPNA451M		81,466,380	-	-	81,466,380	35.85	81,466,380	NA	81,466,380	35.85	-	35.85	-	-	-	81,466,380		
	MRS. SIBHA MINDA	AGEPNA590A		33,394,900	-	-	33,394,900	14.70	33,394,900	NA	33,394,900	14.70	-	14.70	-	-	-	33,394,900		
(b)	Central Government/State Government(s)																			
(c)	Financial Institutions/Banks																			
(d)	Any Other (Specify)		4	31,790,962	-	-	31,790,962	13.99	31,790,962	NA	31,790,962	13.99	-	13.99	-	-	-	31,790,962		
	MINDA CAPITAL PRIVATE LIMITED	AABCS7843P		15,904,162	-	-	15,904,162	7.00	15,904,162	NA	15,904,162	7.00	-	7.00	-	-	-	15,904,162		
	TECH AID ENGINEERING PVT. LTD	AABCT6587R		8,381,800	-	-	8,381,800	3.69	8,381,800	NA	8,381,800	3.69	-	3.69	-	-	-	8,381,800		
	BEST MARKETING & ADVERTISING PVT. LIMITED	AACCB553A		4,555,000	-	-	4,555,000	2.00	4,555,000	NA	4,555,000	2.00	-	2.00	-	-	-	4,555,000		
	MINDA SIA TECHINOCAST PVT. LTD	AABCE546K		2,950,000	-	-	2,950,000	1.30	2,950,000	NA	2,950,000	1.30	-	1.30	-	-	-	2,950,000		
2	Foreign		6	146,652,242	-	-	146,652,242	64.54	146,652,242	NA	146,652,242	64.54	-	64.54	-	-	-	146,652,242		
(a)	Individual/Non Resident Individual/Foreign Individual																			
(b)	Government																			
(c)	Institutions																			
(d)	Foreign Portfolio Investor																			
(e)	Any Other (Specify)		1	300,000	-	-	300,000	0.13	300,000	NA	300,000	0.13	-	0.13	-	-	-	300,000		
	ALMIGHTY INTERNATIONAL PTE. LTD	AACDAB38P		300,000	-	-	300,000	0.13	300,000	NA	300,000	0.13	-	0.13	-	-	-	300,000		
	Sub Total (A)(2)		1	300,000	-	-	300,000	0.13	300,000	NA	300,000	0.13	-	0.13	-	-	-	300,000		
	Total Shareholding of Promoter and Promoter Group (A)= (A)(1)+(A)(2)		7	146,952,242	-	-	146,952,242	64.67	146,952,242	NA	146,952,242	64.67	-	64.67	-	-	-	146,952,242		

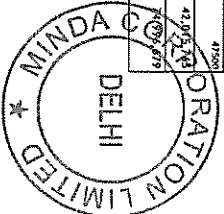


*APC 2019*

Table III - Statement showing shareholding pattern of the Public shareholder


Sl. No.	Category & Name of the Shareholders	PAN	Nos. of shareholder	No. of fully paid up equity shares held	Partly paid-up equity shares held	Nos. of shares underlying Depository Receipts	Total nos. shares held	Stipulated 1957 As % of (A+B+C2)	Number of Voting Rights held in each class of securities			Total as a % of Voting rights	No. of Shares Underlying convertible securities (including	Total shareholding as a % of convertible securities (as a percentage of	Number of Locked in shares	No. of Shares pledged or otherwise encumbered	Number of equity shares held in dematerialized form
									Class: X Equity	Class: Y	Total						
(i)	(ii)	(iii)	(iv)	(v)	(vi)	(vii) = (v) + (vi)	(viii)	(ix)	(x)	(xi)	(xii)	(xiii)	(xiv)	(xv)	(xvi)	(xvii)	
1	Institutions																
(a)	Mutual Fund		4	9231929	-	-	9231929	4.28	9231929	NA	9231929	4.28	-	9231929	4.28	-	9231929
	SBI MUMBAI MUTUAL FUND	AAAB14602G		5080134	-	-	5080134	2.21	5080134	NA	5080134	2.21	-	5080134	2.21	-	5080134
	ADITYA BIRLA SUN LIFE TRUST PRIVATE LIMITED A/C	AAAB18000X		3142273	-	-	3142273	1.41	3142273	NA	3142273	1.41	-	3142273	1.41	-	3142273
	ADITYA BIRLA SUN LIFE SMALL CAP FUND	AAAB18000X		10850700	-	-	10850700	4.78	10850700	NA	10850700	4.78	-	10850700	4.78	-	10850700
(b)	Venture Capital Funds		1	4632035	-	-	4632035	2.01	4632035	NA	4632035	2.01	-	4632035	2.01	-	4632035
	KOJIK MAHARAJA PARTNERSHIP SERVICES LIMITED, A/C, KOJIK, INDIA, GOVERNMENT	AAAB17002A		4632035	-	-	4632035	2.01	4632035	NA	4632035	2.01	-	4632035	2.01	-	4632035
(c)	Alternate Investment Funds		6	1497164	-	-	1497164	0.64	1497164	NA	1497164	0.64	-	1497164	0.64	-	1497164
(d)	Foreign Venture Capital Investor		-	-	-	-	-	-	-	NA	-	-	-	-	-	-	-
(e)	Foreign Portfolio Investors		28	1622416	-	-	1622416	7.32	1622416	NA	1622416	7.32	-	1622416	7.32	-	1622416
	STONER, HONG KONG, HONGKONG SECURITIES LTD	AAAS19200A		4000000	-	-	4000000	1.79	3185700	NA	3185700	1.46	-	3185700	1.46	-	3185700
	ADITYA BIRLA SUN LIFE TRUST PRIVATE LIMITED A/C	AAAB18000X		2260102	-	-	2260102	1.01	2260102	NA	2260102	1.01	-	2260102	1.01	-	2260102
	WILSON INTERNATIONAL CORPORATIONS LTD	AAAV15002H		2381146	-	-	2381146	1.05	2381146	NA	2381146	1.05	-	2381146	1.05	-	2381146
(f)	Financial Institutions/Banks		4	592021	-	-	592021	0.23	592021	NA	592021	0.23	-	592021	0.23	-	592021
(g)	Insurance Companies		-	-	-	-	-	-	-	NA	-	-	-	-	-	-	-
(h)	Powdered Fund/Pension Funds		-	-	-	-	-	-	-	NA	-	-	-	-	-	-	-
(i)	Any Other Specily		-	-	-	-	-	-	-	NA	-	-	-	-	-	-	-
2	Central Government/State Government/President of India		43	32,980,916	-	-	32,980,916	14.51	32,980,916	NA	32,980,916	14.51	-	32,980,916	14.51	-	32,980,916
	Sub Total (B)(1)																
3	Non-Institutions																
(a)	1. Individual Shareholders holding Nominal Share Capital Up to 2 Lacs		32001	1008433	-	-	1008433	4.44	1008433	NA	1008433	4.44	-	1008433	4.44	-	1008433
	2. Individual Shareholders holding Nominal Share Capital Above 2 Lacs		5	335202	-	-	335202	1.48	335202	NA	335202	1.48	-	335202	1.48	-	335202
(b)	NBFC Registered with RBI		7	820830	-	-	820830	0.36	820830	NA	820830	0.36	-	820830	0.36	-	820830
(c)	Employee Trusts		-	-	-	-	-	-	-	NA	-	-	-	-	-	-	-
(d)	Government Deposaries/Holding Dept. (bearing Figure)		-	-	-	-	-	-	-	NA	-	-	-	-	-	-	-
(e)	Any other (Specify)		2178	27,933,872	-	-	27,933,872	12.29	27,933,872	NA	27,933,872	12.29	-	27,933,872	12.29	-	27,933,872
(f)	Bedas Corporate		321	1467211	-	-	1467211	6.46	1467211	NA	1467211	6.46	-	1467211	6.46	-	1467211
	RAJ. STATE BANK LIMITED	AAAB18000X		4552002	-	-	4552002	2.00	4552002	NA	4552002	2.00	-	4552002	2.00	-	4552002
	MAX LIFE INSURANCE CO LTD, A/C, RAJASTHAN FINANCE	AAAC1400001		332958	-	-	332958	1.46	332958	NA	332958	1.46	-	332958	1.46	-	332958
(g)	Non Resident Indians		941	952370	-	-	952370	0.42	952370	NA	952370	0.42	-	952370	0.42	-	952370
(h)	Resident Indian HUF		745	644998	-	-	644998	0.28	644998	NA	644998	0.28	-	644998	0.28	-	644998
(i)	Foreign		3	10,863,704	-	-	10,863,704	4.78	10,863,704	NA	10,863,704	4.78	-	10,863,704	4.78	-	10,863,704
	BUNGLA CHAL TRUST	AAAB0025H		10850700	-	-	10850700	4.78	10850700	NA	10850700	4.78	-	10850700	4.78	-	10850700
(j)	Crediting Member/House		75	751889	-	-	751889	0.33	751889	NA	751889	0.33	-	751889	0.33	-	751889
(k)	Others		1	43500	-	-	43500	0.02	43500	NA	43500	0.02	-	43500	0.02	-	43500
	Sub Total (B)(2)		34144	42,191,087	-	-	42,191,087	18.57	42,191,087	NA	42,191,087	18.57	-	42,191,087	18.57	-	42,191,087
	Total Public Shareholding (B) = (B)(1)+(B)(2) + (B)(3)		34187	75,172,003	-	-	75,172,003	33.08	75,172,003	NA	75,172,003	33.08	-	75,172,003	33.08	-	75,172,003

*Handwritten signature*



**Table IV - Statement showing shareholding pattern of the Non Promoter - Non Public shareholder**

Category & Name of the Shareholders	PAN	No. of shareholder	No. of fully paid up equity shares held	Partly paid-up equity shares held	Nos. of Depository Receipts	Total no. shares held (VII)=(IV)+(V)+(VI)	Shareholding % calculated as per SCRR, 1957 As a % of (A+B+C2)	Number of Voting Rights held in each class of securities			Total no. of Voting Rights	Total no. % of Total Voting Rights	No. of Shares Underlying convertible securities (including Warrants)	Total shareholding as a % assuming full conversion of convertible securities (as a percentage of diluted shares) (X)=(VII)+(X)	Number of Locked In shares		Number of Shares pledged or otherwise encumbered		Number of equity shares held in dematerialized form (Not Applicable)
								Class X	Class Y	Total					No.	As a % of total shares held	No. (Not applicable)	As a % of total shares held (Not applicable)	
(i) Custodian/DR		1	-	-	-	-	-	NA	-	-	-	-	-	-	-	-	-	-	-
(a) Name of DR Holder (if Available)		-	-	-	-	-	-	NA	-	-	-	-	-	-	-	-	-	-	-
2 Employees Benefit Trust (Under SEBI (Share Based Employee Benefit Regulation 2011)	AACTM7290	1	5,098,040	-	-	5,098,040	2.24	5,098,040	NA	5,098,040	2.24	-	2.24	-	-	-	-	-	5,098,040
(a) Name of DR Holder (if Available)		-	-	-	-	-	-	NA	-	-	-	-	-	-	-	-	-	-	-
Total Non Promoter - Non Public Shareholding (C) = (C1)+(C2)		1	5,098,040	-	-	5,098,040	2.24	5,098,040	NA	5,098,040	2.24	-	2.24	-	-	-	-	-	5,098,040



*AP29march*