

1. Name of Listed Entity:	MINDA CORPORATION LIMITED
2. Scrip Code/Name of Scrip/Class of Security	538962(BSE) AND MINDACORP(NSE)/MINDA CORPORATION LIMITED/EQUITY
3. Share Holding Pattern Filed under: Reg. 31(1)(a)/Reg. 31(1)(b)/Reg.31(1)(c)	
a. If under 31(1)(b) then indicate the report for Quarter ending	31-Dec-16
b. If under 31(1)(c) then indicate date of allotment/extinguishment	

4. Declaration: The Listed entity is required to submit the following declaration to the extent of submission of information:-

Particulars	Yes*	No*
1. Whether the Listed Entity has issued any partly paid up shares?		No
2. Whether the Listed Entity has issued any Convertible Securities or Warrants?		No
3. Whether the Listed Entity has any shares against which depository receipts are issued?		No
4. Whether the Listed Entity has any shares in locked-in?		No
5. Whether any shares held by promoters are pledge or otherwise encumbered?		No

* If the Listed Entity selects the option 'No' for the questions above, the columns for the partly paid up shares, Outstanding Convertible Securities/Warrants, depository receipts, locked-in shares, No of shares pledged or otherwise encumbered by promoters, as applicable, shall not be displayed at the time of dissemination on the Stock Exchange website. Also wherever there is 'No' declared by Listed Entity in above table the values will be considered as 'Zero' by default on submission of the format of specified securities.

5. The tabular format for disclosure of holding of specified securities is as follows:-


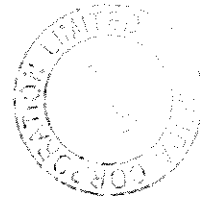


Table I - Summary Statement holding of specified securities

Category	Category of shareholder	Nos. of share holders	No. of fully paid up equity shares held	No. of Partly paid-up equity shares held	No. of shares underlying Depository Receipts	Total nos. shares held (VII)=(IV)+(V)+(VI)	Shareholding as a % of total no. of shares (calculated as per SCRR, 1957) As a % of (A+B+C2)	Number of Voting Rights held in each class of securities			No. of Shares Underlying Outstanding convertible securities (including Warrants)	Shareholding as a % assuming full conversion of convertible securities (as a percentage of diluted share capital) As a % of (A+B+C2)	Number of Locked in shares		Number of Shares pledged or otherwise encumbered		Number of equity shares held in dematerialized form	
								No of Voting Rights					Total as a % of (A+B+C)	No. (a)	As a % of total Shares held (b)	No. (a)		As a % of total Shares held (b)
								Class:Equity	Class:Debt	Total								
(I)	(II)	(III)	(IV)	(V)	(VI)	(VII)=(IV)+(V)+(VI)	(VIII)	(IX)			(X)	(XI)=(VII)+(X)	(XII)	(XIII)	(XIV)			
(A)	Promoter & Promoter Group	9	146952242	0	0	146952242	70.21	146952242	N.A	70.21	0	70.21	0	0	0	146952242		
(B)	Public	12037	57017558	0	0	57017558	27.24	57017558	N.A	27.24	0	27.24	0	546065.00	0.26	56718037		
(C)	Non Promoter- Non Public	0	0	0	0	0	0	0	N.A	0	0	0	0	0	0	0		
(C1)	Shares underlying DRs	0	0	0	0	0	0	0	N.A	0	0	0	0	0	0	0		
(C2)	Shares held by Employee Trusts	1	5341840	0	0	5341840	2.55	5341840	N.A	2.55	0	2.55	0	0	0	5341840		
	Total	12047	209311640	0	0	209311640	100.00	209311640	N.A	100.00	0	100.00	0	546065	0.26	209012119		


51675718



AC

Table II - Statement showing shareholding pattern of the Promoter and Promoter Group

Category & Name of the Shareholders	PAN	No. of shareholder	No. of fully paid up equity shares held	Partly paid-up equity shares held	Nos. of shares underlying Depository Receipts	Total nos. shares held	Shareholding % calculated as per SCRR, 1957 As a % of (A+B+C2)	No. of Voting Rights		Total	No. of Shares Underlying convertible securities (including Warrants)	Shareholding as a % assuming full conversion of convertible securities (as a percentage of diluted share capital) as a % of A+B+C2	Number of Locked in Shares		Number of Shares pledged or otherwise encumbered		Number of equity shares held in dematerialized form	
								Class X	Class Y				No. (a)	As a % of total Shares held (b)	No. (a)	As a % of total share s held (b)		
																		(X)
(i) Indian																		
(a) Individual/Hindu Undivided Family		4	114861280	0	114861280	114861280	54.88	N/A	114861280	54.88	0	54.88	0	0.00	0	0.00	114861280	
ASHOK MINDA	AOEPM1451M		45514390	0	45514390	45514390	21.74	N/A	45514390	21.74	0	21.74	0	0.00	0	0.00	45514390	
SARIKA MINDA	AGDPM1759A		33394900	0	33394900	33394900	15.95	N/A	33394900	15.95	0	15.95	0	0.00	0	0.00	33394900	
ASHOK KUMAR MINDA (HUF)	AAGHA2440A		20066500	0	20066500	20066500	9.59	N/A	20066500	9.59	0	9.59	0	0.00	0	0.00	20066500	
AAKASH MINDA	ATFPM6371A		15885100	0	15885100	15885100	7.59	N/A	15885100	7.59	0	7.59	0	0.00	0	0.00	15885100	
(b) Central Government/State Government(s)		0	0	0	0	0	0.00	N/A	0	0.00	0	0.00	0	0.00	0	0.00	0	
(c) Financial Institutions/Banks		0	0	0	0	0	0.00	N/A	0	0.00	0	0.00	0	0.00	0	0.00	0	
(d) Any Other (Specify)		4	31790962	0	31790962	31790962	15.19	N/A	31790962	15.19	0	15.19	0	0.00	0	0.00	31790962	
MINDA CAPITAL LIMITED	AABCS2643P		15994162	0	15994162	15994162	7.60	N/A	15994162	7.60	0	7.60	0	0.00	0	0.00	15994162	
TECHLAD ENGINEERING PVT LTD	AABCT6387R		8381800	0	8381800	8381800	4.00	N/A	8381800	4.00	0	4.00	0	0.00	0	0.00	8381800	
BLEST MARKETING & ADVERTISING PRIVATE LIMITED	AAECB3533A		4555000	0	4555000	4555000	2.18	N/A	4555000	2.18	0	2.18	0	0.00	0	0.00	4555000	
MINDA S M TECHINDIA PVT LTD	AABCE4362K		2950000	0	2950000	2950000	1.41	N/A	2950000	1.41	0	1.41	0	0.00	0	0.00	2950000	
Sub Total (A)(1)		8	146652242	0	146652242	146652242	70.06	N/A	146652242	70.06	0	70.06	0	0.00	0	0.00	146652242	
(e) Foreign Individual/Non Resident Individual/Foreign Individual		0	0	0	0	0	0.00	N/A	0	0.00	0	0.00	0	0.00	0	0.00	0	
(f) Government		0	0	0	0	0	0.00	N/A	0	0.00	0	0.00	0	0.00	0	0.00	0	
(g) Institutions		0	0	0	0	0	0.00	N/A	0	0.00	0	0.00	0	0.00	0	0.00	0	
(h) Foreign Portfolio Investor		0	0	0	0	0	0.00	N/A	0	0.00	0	0.00	0	0.00	0	0.00	0	
(i) Any Other (Specify)		1	300000	0	300000	300000	0.14	N/A	300000	0.14	0	0.14	0	0.00	0	0.00	300000	
ALMIGHTY INTERNATIONAL PTE LTD	AAICA3978P		300000	0	300000	300000	0.14	N/A	300000	0.14	0	0.14	0	0.00	0	0.00	300000	
Sub Total (A)(2)		1	300000	0	300000	300000	0.14	N/A	300000	0.14	0	0.14	0	0.00	0	0.00	300000	
Total Shareholding of Promoter and Promoter Group (A) = (A)(1)+(A)(2)		9	146952242	0	146952242	146952242	70.21	N/A	146952242	70.21	0	70.21	0	0.00	0	0.00	146952242	



AC

Table III - Statement showing shareholding pattern of the Public Shareholder.

Category & Name of the Shareholders	PAM	Nos. of share holder	No. of fully paid up equity shares held	Nos. of shares underlying Depository Receipts	Total nos. shares held	Shareholding % as per SCRR, 1957 As a % of (A+B+C2)	No. of Voting Rights		Total as a % of Total Voting Rights	No. of Shares Underlying Outstanding Warrants (if any)	Total shareholding as a % assuming full conversion of convertible securities (as a percentage of diluted share capital)	Number of Locked in shares	Number of Shares pledged or otherwise encumbered		Number of equity shares held in dematerialized form
							Class X	Class Y					(X)	(XII)	
(i) Institutions	(ii)	(iii)	(iv)	(v)	(vi) = (iv) + (v)	(vii)	(ix)		(x)	(xi) = (vii) + (x)	(xii) = (viii) + (xi)	(xiii)	(xiv)	(xv)	
Mutual Fund		2.00	6195253.00	0.00	6195253.00	2.96	N/A	2.96	0.00	0.00	0.00	0.00	N/A	6195253.00	
IFB TRANSFORMATION AND LOGISTICS PARK, KADAPURHSA			4095253.00	0.00	4095253.00	1.95	N/A	1.95	0.00	0.00	0.00	0.00	N/A	4095253.00	
BIELLA SHILPAK TENSILE COMPANY PRIVATE LIMITED, A.C. BR. & SURULI, EMERGING LEADERS FUND, SERIES 5			2100000.00	0.00	2100000.00	1.00	N/A	1.00	0.00	0.00	0.00	0.00	N/A	2100000.00	
Venture Capital Funds		1.00	14026797.00	0.00	14026797.00	6.70	N/A	6.70	0.00	0.00	0.00	0.00	N/A	14026797.00	
Alternate Investment Funds		0.00	0.00	0.00	0.00	0.00	N/A	0.00	0.00	0.00	0.00	0.00	N/A	0.00	
Foreign Venture Capital Investor		0.00	0.00	0.00	0.00	0.00	N/A	0.00	0.00	0.00	0.00	0.00	N/A	0.00	
Foreign Portfolio Investors		7.00	1998757.00	0.00	1998757.00	9.95	N/A	9.95	0.00	0.00	0.00	0.00	N/A	1998757.00	
GOVERNMENT PENSION FUND HOLD, GOVT OF INDIA			1075068.00	0.00	1075068.00	0.50	N/A	0.50	0.00	0.00	0.00	0.00	N/A	1075068.00	
Financial Institutions/Banks		3.00	18536.00	0.00	18536.00	0.01	N/A	0.01	0.00	0.00	0.00	0.00	N/A	18536.00	
Insurance Companies		0.00	0.00	0.00	0.00	0.00	N/A	0.00	0.00	0.00	0.00	0.00	N/A	0.00	
Provident Funds/Pension Funds		0.00	0.00	0.00	0.00	0.00	N/A	0.00	0.00	0.00	0.00	0.00	N/A	0.00	
Any Other Specify		3.00	194519.00	0.00	194519.00	0.09	N/A	0.09	0.00	0.00	0.00	0.00	N/A	194519.00	
Sub Total (B)(1)		16.00	22433862.00	0.00	22433862.00	10.72	N/A	10.72	0.00	0.00	0.00	0.00	N/A	22433862.00	
Central Government/State Government/President of India		0.00	0.00	0.00	0.00	0.00	N/A	0.00	0.00	0.00	0.00	0.00	N/A	0.00	
Sub Total (B)(2)		0.00	0.00	0.00	0.00	0.00	N/A	0.00	0.00	0.00	0.00	0.00	N/A	0.00	
Non-Institutions			0.00	0.00	0.00	0.00	N/A	0.00	0.00	0.00	0.00	0.00	N/A	0.00	
1. Individual Shareholders holding Nominal Share Capital Up to 2 Lacs		1103.00	5933024.00	0.00	5933024.00	2.83	N/A	2.83	0.00	0.00	0.00	0.00	N/A	5933024.00	
2. Individual Shareholders holding Nominal Share Capital Above 2 Lacs		3.00	374298.00	0.00	374298.00	0.18	N/A	0.18	0.00	0.00	0.00	0.00	N/A	374298.00	
NBFCs Registered with RBI		2.00	20050.00	0.00	20050.00	0.01	N/A	0.01	0.00	0.00	0.00	0.00	N/A	20050.00	
Total															



Table IV - Statement showing shareholding pattern of the Non Promoter- Non Public shareholder

Category & Name of the Shareholders	PAN	No. of shareholder	No. of fully paid up equity shares held	Partly paid-up equity shares held	Nos. of shares underlying Depository Receipts	Total no. shares held	Shareholding % calculated as per SCRR, 1957 As a % of (A+B+C2)	Number of Voting Rights held in each class of securities			No. of Shares Outstanding convertible securities (including Warrants)	Total shareholding, as a % assuming full conversion of convertible securities (as a percentage of diluted share capital)	Number of Locked in Shares		Number of Shares pledged or otherwise encumbered		Number of equity shares held in dematerialized form (Not Applicable)	
								No of Voting Rights					Total as a % of Total Voting rights	No.	As a % of total Shares held	No.		As a % of total shares held (Not applicable)
								Class X	Class Y	Total								
(I)	(II)	(III)	(IV)	(V)	(VI)	(VII)=(V)+(VI)	(VIII)	(IX)	(X)	(XI)=(VII)+(X)	(XII)	(XIII)	(XIV)					
1																		
(a)																		
2																		
(a)																		

As