

Annexure .1

1. Name of Listed Entity:	MINDA CORPORATION LIMITED
2. Scrip Code/Name of Scrip/Class of Security	538962(BSE) AND MINDACORP(NSE)/MINDA CORPORATION LIMITED/EQUITY
3. Share Holding Pattern Filed under: Reg. 31(1)(a)/Reg. 31(1)(b)/Reg.31(1)(c)	
a. If under 31(1)(b) then indicate the report for Quarter ending	30-Jun-16
b. If under 31(1)(c) then indicate date of allotment/extinguishment	

4. Declaration: The Listed entity is required to submit the following declaration to the extent of submission of information:-

Particulars	Yes*	No*
1. Whether the Listed Entity has issued any partly paid up shares?		No
2. Whether the Listed Entity has issued any Convertible Securities or Warrants?		No
3. Whether the Listed Entity has any shares against which depository receipts are issued?		No
4. Whether the Listed Entity has any shares in locked-in?		No
5. Whether any shares held by promoters are pledge or otherwise encumbered?		No

* If the Listed Entity selects the option 'No' for the questions above, the columns for the partly paid up shares, Outstanding Convertible Securities/Warrants, depository receipts, locked-in shares, No of shares pledged or otherwise encumbered by promoters, as applicable, shall not be displayed at the time of dissemination on the Stock Exchange website. Also wherever there is 'No' declared by Listed Entity in above table the values will be considered as 'Zero' by default on submission of the format of holding of specified securities.

5. The tabular format for disclosure of holding of specified securities is as follows:-




Table I - Summary Statement holding of specified securities

Category	Category of shareholder	Nos. of shareholders	No. of fully paid up equity shares held	No. of Partly paid-up equity shares held	No. of shares underlying Depository Receipts	Total nos. shares held	Shareholding as a % of total no. of shares (calculated as per SCRR, 1957) As a % of (A+B+C2)	Number of Voting Rights held in each class of securities			Shareholding assuming full conversion of convertible securities (as a percentage of diluted share capital) As a % of (A+B+C2)	Number of Locked in shares		Number of Shares pledged or otherwise encumbered		Number of shares held in dematerialized form	
								No of Voting Rights				No. of Shares Underlying convertible securities (including Warrants)	No. (a)	As a % of total Shares held (b)	No. (a)		As a % of total Shares held (b)
								Class: Equity	Class: Debt	Total							
(I)	(II)	(III)	(IV)	(V)	(VI)	(VII)=(IV)+(V)+(VI)	(VII)	(IX)	(X)	(XI)=(VII)+(X)	(XII)	(XIII)	(XIV)				
(A)	Promoter & Promoter Group	8	136536242	0	0	136536242	65.23	N.A.	65.23	0	0	0	0	136536242			
(B)	Public	5661	67433558	0	0	67433558	32.22	N.A.	32.22	0	0	0	0	67134037			
(C)	Non Promoter- Non Public	0	0	0	0	0	0	N.A.	0	0	0	0	0	0			
(C1)	Shares underlying DRs	0	0	0	0	0	0	N.A.	0	0	0	0	0	0			
(C2)	Shares held by Employee Trusts	1	5341840	0	0	5341840	2.55	N.A.	2.55	0	0	0	0	5341840			
	Total	5670	209311640	0	0	209311640	100.00	N.A.	100.00	0	0	0	0	209012119			






Table II - Statement showing shareholding pattern of the Promoter and Promoter Group.

Category & Name of the Shareholders	PAN	No. of shareholder	No. of fully paid up equity shares held	Partly paid-up equity shares held	Nos. of shares underlying Depository Receipts	Total nos. shares held	Shareholding as per SCRR, 1957 As a % of (A+B+C2)	Number of Voting Rights held in each class of securities		No. of Shares outstanding convertible securities (including Warrants)	Shareholding as a % assuming full conversion of convertible securities (as a percentage of diluted share capital) as a % of A+B+C2	Number of Locked-in shares		Number of Shares pledged or otherwise encumbered		Number of Equity Shares held in dematerialized form
								Class X	Class Y			No. (a)	% of total Shares held (b)	No. (a)	% of total shares held (b)	
(a) Individual/Hindu Undivided Family	(b)	(iii)	(iv)	(v)	(vi)	(vii)=(iv)+(v)+(vi)	(viii)	(ix)		(x)	(xi)=(vii)+(x)	(xii)	(xiii)		(xiv)	
Indian																
(a) Individual/Hindu Undivided Family		4	112895280	0	0	112895280	53.94	112895280	N.A.	112895280	53.94	0	0.00	0	0.00	112895280
ASHOK MINDA	AOEPM1451M		43548380	0	0	43548380	20.81	43548380	N.A.	43548380	20.81	0	0.00	0	0.00	43548380
SARIKA MINDA	AGDPM7590A		33394900	0	0	33394900	15.95	33394900	N.A.	33394900	15.95	0	0.00	0	0.00	33394900
ASHOK KUNAR MINDA(HUF)	AAQHA244DA		20066900	0	0	20066900	9.59	20066900	N.A.	20066900	9.59	0	0.00	0	0.00	20066900
AAKASH MINDA	ATFPM16371A		15885100	0	0	15885100	7.59	15885100	N.A.	15885100	7.59	0	0.00	0	0.00	15885100
(b) Central Government/State Government(s)		0	0	0	0	0	0.00	0	N.A.	0	0.00	0	0.00	0	0.00	0
(c) Financial Institutions/Banks		0	0	0	0	0	0.00	0	N.A.	0	0.00	0	0.00	0	0.00	0
(d) Any Other (Specify)		3	23340962	0	0	23340962	11.15	23340962	N.A.	23340962	11.15	0	0.00	0	0.00	23340962
MINDA CAPITAL LIMITED	AABCS7643P		10404162	0	0	10404162	4.97	10404162	N.A.	10404162	4.97	0	0.00	0	0.00	10404162
TECH AND ENGINEERING PVT. LTD	AAECT6387R		8381800	0	0	8381800	4.00	8381800	N.A.	8381800	4.00	0	0.00	0	0.00	8381800
BLEST MARKETING & ADVERTISING PRIVATE LIMITED	AAECB3533A		4555000	0.00	0.00	4555000	2.18	4555000	N.A.	4555000	2.18	0	0.00	0	0.00	4555000
Sub Total (A)(1)		7	136236242	0	0	136236242	65.09	136236242	N.A.	136236242	65.09	0	0.00	0	0.00	136236242
Foreign		0	0	0	0	0	0.00	0	N.A.	0	0.00	0	0.00	0	0.00	0
(a) Individual/Non Resident Individual/Foreign Individual		0	0	0	0	0	0.00	0	N.A.	0	0.00	0	0.00	0	0.00	0
(b) Government		0	0	0	0	0	0.00	0	N.A.	0	0.00	0	0.00	0	0.00	0
(c) Institutions		0	0	0	0	0	0.00	0	N.A.	0	0.00	0	0.00	0	0.00	0
(d) Foreign Portfolio Investor		0	0	0	0	0	0.00	0	N.A.	0	0.00	0	0.00	0	0.00	0
(e) Any Other (Specify)		1	300000	0	0	300000	0.14	300000	N.A.	300000	0.14	0	0.00	0	0.00	300000
ALMIGHTY INTERNATIONAL PTE. LTD	AAICA3878P		300000	0	0	300000	0.14	300000	N.A.	300000	0.14	0	0.00	0	0.00	300000
Sub Total (A)(2)		1	300000	0	0	300000	0.14	300000	N.A.	300000	0.14	0	0.00	0	0.00	300000
Total Shareholding of Promoter and Promoter Group (A)=(A)(1)+(A)(2)		8	136536242	0	0	136536242	65.23	136536242	N.A.	136536242	65.23	0	0.00	0	0.00	136536242

Table III - Statement showing shareholding pattern of the Public shareholder

Category & Name of the Shareholders	PAN	(i)	(ii)	(iii)	(iv)	(v)	(vi)	(vii)	Number of Voting Rights held in each class of securities			(viii)	(ix)	(x)	(xi) = (vii)+(x)	Number of Locked in Shares		Number of Shares pledged or otherwise encumbered		Number of equity shares held in dematerialized form				
									Total nos. shares held	Shareholding % as per SCRR, 1957 As a % of (A+B+C2)	No of Voting Rights					Total as a % of Total Voting rights	No. of Shares Underlying Outstanding convertible securities (including Warrants)	Total shareholder % as assuming full conversion of convertible securities (as a percentage of diluted share capital)	No. (a)		As a % of total shares held (b)	No. (Not applicable) (a)	As a % of total shares held (Not applicable) (b)	
											Class X													Class Y
(a) Institutions																					(xiv)			
Mutual Fund		4.00	6336426.00	0.00	0.00	0.00	6336426.00	3.03	N.A	6336426.00	3.03	0.00	0.00	0.00	0.00	0.00	0.00	N.A	N.A	6336426.00				
UTI TRANSPORTATION AND LOGISTICS FUND	AAATU1088L		4204958.00	0.00	0.00	0.00	4204958.00	2.01	N.A	4204958.00	2.01	0.00	0.00	0.00	0.00	0.00	0.00	N.A	N.A	4204958.00				
BIRLA SUN LIFE TRUSTEE COMPANY PRIVATE LIMITED A/C BIRLA SUN	AAATB0102C		2100000.00	0.00	0.00	0.00	2100000.00	1.00	N.A	2100000.00	1.00	0.00	0.00	0.00	0.00	0.00	0.00	N.A	N.A	2100000.00				
(b) Venture Capital Funds		1.00	24549000.00	0.00	0.00	0.00	24549000.00	11.73	N.A	24549000.00	11.73	0.00	0.00	0.00	0.00	0.00	0.00	N.A	N.A	24549000.00				
(c) Alternate Investment Funds		0.00	0.00	0.00	0.00	0.00	0.00	0.00	N.A	0.00	0.00	0.00	0.00	0.00	0.00	0.00	0.00	N.A	N.A	0.00				
(d) Foreign Venture Capital Investor		0.00	0.00	0.00	0.00	0.00	0.00	0.00	N.A	0.00	0.00	0.00	0.00	0.00	0.00	0.00	0.00	N.A	N.A	0.00				
(e) Foreign Portfolio Investors		3.00	189554.00	0.00	0.00	0.00	189554.00	0.09	N.A	189554.00	0.09	0.00	0.00	0.00	0.00	0.00	0.00	N.A	N.A	189554.00				
(f) Financial Institutions/Banks		3.00	10888.00	0.00	0.00	0.00	10888.00	0.01	N.A	10888.00	0.01	0.00	0.00	0.00	0.00	0.00	0.00	N.A	N.A	10888.00				
(g) Insurance Companies		0.00	0.00	0.00	0.00	0.00	0.00	0.00	N.A	0.00	0.00	0.00	0.00	0.00	0.00	0.00	0.00	N.A	N.A	0.00				
(h) Provident Funds/Pensions Funds		0.00	0.00	0.00	0.00	0.00	0.00	0.00	N.A	0.00	0.00	0.00	0.00	0.00	0.00	0.00	0.00	N.A	N.A	0.00				
(i) Any Other Specify		6.00	9142116.00	0.00	0.00	0.00	9142116.00	4.37	N.A	9142116.00	4.37	0.00	0.00	0.00	0.00	0.00	0.00	N.A	N.A	9142116.00				
GOVERNMENT PENSION FUND GLOBAL	AACCN1054E		2720911.00	0.00	0.00	0.00	2720911.00	1.30	N.A	2720911.00	1.30	0.00	0.00	0.00	0.00	0.00	0.00	N.A	N.A	2720911.00				
KOTAK INDIA PRIVATE EQUITY FUND	AADC66570L		6246570.00	0.00	0.00	0.00	6246570.00	2.98	N.A	6246570.00	2.98	0.00	0.00	0.00	0.00	0.00	0.00	N.A	N.A	6246570.00				
Sub Total (B)(1) Central Government/State Government/President of India		17.00	40227984.00	0.00	0.00	0.00	40227984.00	19.22	N.A	40227984.00	19.22	0.00	0.00	0.00	0.00	0.00	0.00	N.A	N.A	40227984.00				



	Sub Total (B)(2)	0.00	0.00	0.00	0.00	0.00	0.00	0.00	0.00	0.00	0.00	0.00	N.A	N.A	0.00	0.00
	Non-Institutions															
(a)	1. Individual Shareholders holding Nominal Share Capital Up to 2 Lacs	5138.00	3555758.00	0.00	3555758.00	1.70	3555758.00	N.A	3555758.00	1.70	0.00	0.00	N.A	N.A	0.00	3272737.00
	2. Individual Shareholders holding Nominal Share Capital Above 2 Lacs	1.00	141007.00	0.00	141007.00	0.07	141007.00	N.A	141007.00	0.07	0.00	0.00	N.A	N.A	0.00	141007.00
(b)	NBFCs Registered with RBI	1.00	6500.00	0.00	6500.00	0.00	6500.00	N.A	6500.00	0.00	0.00	0.00	N.A	N.A	0.00	6500.00
(c)	Employee Trusts	0.00	0.00	0.00	0.00	0.00	0.00	N.A	0.00	0.00	0.00	0.00	N.A	N.A	0.00	0.00
(d)	Oversees Depositories (Holding DRs) (Balancing Figure)	0.00	0.00	0.00	0.00	0.00	0.00	N.A	0.00	0.00	0.00	0.00	N.A	N.A	0.00	0.00
	Any other(Specify)															
(e)	Bodies Corporate	231.00	12241739.00	0.00	12241739.00	5.85	12241739.00	N.A	12241739.00	5.85	0.00	0.00	N.A	N.A	0.00	12220739.00
	RNS TYRES PRIVATE LIMITED		4555000.00	0.00	4555000.00	2.18	4555000.00	N.A	4555000.00	2.18	0.00	0.00	N.A	N.A	0.00	4555000.00
	K.R.HANDLOOM PRIVATE LIMITED		4522500.00	0.00	4522500.00	2.16	4522500.00	N.A	4522500.00	2.16	0.00	0.00	N.A	N.A	0.00	4522500.00
	BUZZ INFOTECH PRIVATE LIMITED		2138784.00	0.00	2138784.00	1.02	2138784.00	N.A	2138784.00	1.02	0.00	0.00	N.A	N.A	0.00	2138784.00
(e2)	Non Resident Indians	70.00	44353.00	0.00	44353.00	0.02	44353.00		44353.00	0.02	0.00	0.00			0.00	44353.00
(e3)	Resident Indian Huf	147.00	118045.00	0.00	118045.00	0.06	118045.00		118045.00	0.06	0.00	0.00			0.00	118045.00
(e4)	Trusts	1.00	10850700.00	0.00	10850700.00	5.18	10850700.00	N.A	10850700.00	5.18	0.00	0.00	N.A	N.A	0.00	10850700.00
	ERAGWAT SEVA TRUST		10850700.00	0.00	10850700.00	5.18	10850700.00	N.A	10850700.00	5.18	0.00	0.00	N.A	N.A	0.00	10850700.00
(e5)	Clearing Member/House	40.00	236786.00	0.00	236786.00	0.11	236786.00		236786.00	0.11	0.00	0.00			0.00	236786.00
(e6)	others	15.00	10686.00	0.00	10686.00	0.01	10686.00		10686.00	0.01	0.00	0.00			0.00	10686.00
	Sub Total (B)(3)	5664.00	27205574.00	0.00	27205574.00	13.00	27205574.00	N.A	27205574.00	13.00	0.00	0.00	N.A	N.A	0.00	26906053.00
	Total Public Shareholding (B) = (B)(1)+(B)(2) + B (3)	5661.00	67433558.00	0.00	67433558.00	32.22	67433558.00	N.A	67433558.00	32.22	0.00	0.00	N.A	N.A	0.00	67134037.00




Table IV - Statement showing shareholding pattern of the Non Promoter- Non Public shareholder

Category & Name of the Shareholders	PAN	No. of shareholder	No. of fully paid up equity shares held	Partly paid up equity shares held	Nos. of shares underlying Depository Receipts	Total no. shares held (VII)=(IV)+(V)+(VI)	Shareholding % as per SCRR, 1957 As a % of (A+B+C2)	Number of Voting Rights held in each class of securities -			Total as a % of Total Voting rights	No. of Shares Outstanding convertible securities including Warrants	Total shareholding, as a % assuming full conversion of convertible securities (as a percentage of diluted share capital)	Number of Locked in shares		Number of Shares pledged or otherwise encumbered		Number of equity shares held in dematerialized form (Not Applicable)
								Class X	Class Y	Total				No.	As a % of total Shares held	No.	As a % of shares held (Not applicable)	
1			0	0	0	0	0	0	0	0	0	0	0	0	0	0	0	0
(a) Custodian/DR			0	0	0	0	0	0	0	0	0	0	0	0	0	0	0	0
2			1	5341840	0	5341840	2.55	5341840	N.A	5341840	2.55	0	0	0	0	0	0	5341840
(a) Employees Benefit Trust (Under SEBI (Share Based Employee Benefit Regulation 2014)	AACTM9729Q		1	5341840	0	5341840	2.55	5341840	N.A	5341840	2.55	0	0	0	0	0	0	5341840
(a) Name of DR Holder (if Available)			0	0	0	0	0	0	0	0	0.00	0	0	0	0	0	0	0
Total Non Promoter Non Public Shareholding (C)= (C1)+(C)(2)		1	5341840	0	0	5341840	2.55	5341840	N.A	5341840	2.55	0	0	0	0	0	0	5341840

